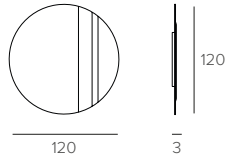


# SETH 120

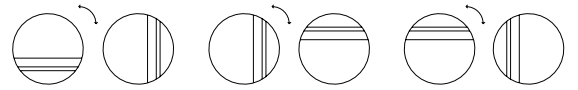
SPECCHIERA / MIRROR

COD. SSC09

Ø 120 P 3 cm



Provisto di sistema  
di montaggio orizzontale o verticale  
Featuring both horizontal and vertical  
fixing system.



## FINITURE / FINISHES

### STRUTTURA / FRAME

VETRO  
Glass



2912  
BRONZO  
BRONZE



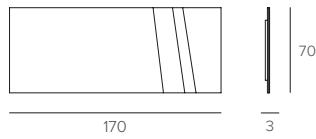
2921  
FUMÉ  
SMOKE

# SETH 170

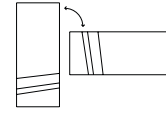
SPECCHIERA / MIRROR

COD. SSC10

L 170 P 3 H 70 cm



Provisto di sistema di montaggio orizzontale o verticale  
Featuring both horizontal and vertical fixing system.



## FINITURE / FINISHES

### STRUTTURA / FRAME

VETRO  
Glass



2912  
BRONZO  
BRONZE



2921  
FUMÉ  
SMOKE