

SMILE

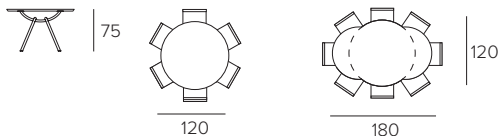


SMILE ALLUNGABILE / EXTENDABLE

COD. TA1F9

L 120/180 P 120 H 75 cm

ROTONDO
ROUND

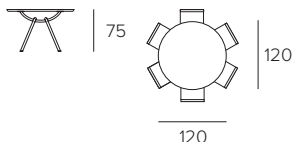


SMILE FISSO / NON- EXTENDABLE

COD. TP171

Ø 120 H 75 cm


ROTONDO
ROUND



FINITURE / FINISHES

STRUTTURA
FRAME

METALLO / Metal



0108
BIANCO
WHITE



0110
NERO
BLACK



0145
VINO
WINE

PIANO
TOP

COD. TA1F9
COD. TP171

GRES LUCIDO /
Glossy porcelain gres stoneware



3828
CARRARA

GRES OPACO /
Matt porcelain gres stoneware



3810
BLACK GOLD

PIANO
TOP

COD. TP171

LAMINATO EFFETTO MARMO / Marble-effect laminate



1M08
BIANCO
WHITE



1M10
NERO
BLACK

LAMINATO / Laminate



1H08
BIANCO OTTICO
OPTICAL WHITE

VETRO CON STAMPA DIGITALE / Printed graphic glass




2180
BOTANIC LOTO



2183
OPTICAL HYPNO



2180
BOTANIC LOTO



2183
OPTICAL HYPNO


PIANO
TOP

COD. TA1F9

VETRO CON STAMPA DIGITALE / Printed graphic glass



2183
OPTICAL HYPNO



2183
OPTICAL HYPNO